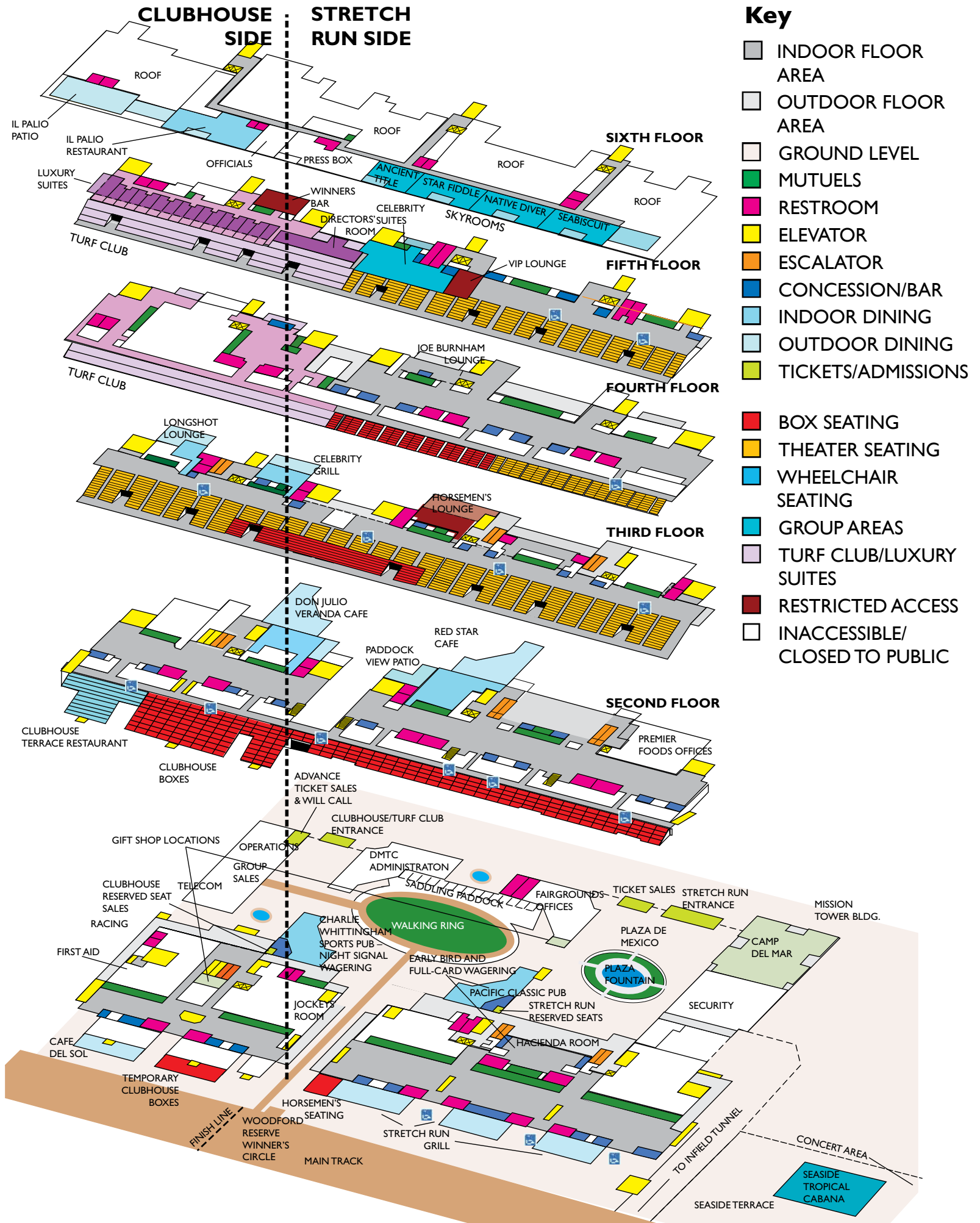


The Del Mar Facility



Officials of the Meeting

JOE HARPER

Chief Executive Officer, President, General Manager

MICHAEL ERNST

*Executive Vice President, Finance/
Chief Financial Officer*

THOMAS S. ROBBINS

*Executive Vice President, Racing and Industry
Relations/Racing Secretary*

CRAIG DADO

Senior Vice President, Marketing

JOSH RUBINSTEIN

Senior Vice President, Development

ANN HALL

*Vice President, Human Resources
and Ticketing*

TIM READ

*Vice President Operations/Collective
Bargaining*

ROBERT SANCHEZ

Vice President, Plant

LYNN WRIGHT

Vice President and Controller

MAC McBRIDE

Director of Media

WILLIAM NAVARRO

Director of Mutuels

JACQUELYN KING

Director of Special Groups

NANCY BONFORTE

Director of the Turf Club

BILL SULLIVAN

Director of Security

BOARD OF STEWARDS

representing the C.H.R.B.

SCOTT CHANEY • KIM SAWYER • TOM WARD

TRACK VETERINARIANS

DANA STEAD, D.V.M.

JILL BAILEY, V.M.D. (*representing the C.H.R.B.*)

RACING DEPARTMENT

Racing Secretary

THOMAS S. ROBBINS

Racing Coordinator

RICK HAMMERLE

Stakes Coordinator

ZACHARY SOTO

Assistant Racing Secretary

TORA YAMAGUCHI

Stable Superintendent

DENNIS SPARKS

Paddock, Placing and Patrol Judges:

KEN GOLDBERG (Paddock/Patrol)

SUE BRENT (Patrol)

HEATHER CORREA (Patrol)

ROBERT MORENO (Placing)

TORA YAMAGUCHI (Placing)

MERRY YOUNG (Placing)

Clerk of Scales

RUBEN HERNANDEZ

Assistant Clerk of Scales

CHARLES McCAUL

Clerk of the Course

MELANIE STUBBLEFIELD

Morning Line Maker/Timer

RUSSELL HUDAK

Starter

GARY BRINSON

Horse Identifier

DIANNE PIPER

Horseshoe Inspector

VICTOR TOVAR

The Del Mar meeting is conducted under the supervision of the State of California

JERRY BROWN, Governor

California Horse Racing Board

HONORABLE KEITH BRACKPOOL, *Chairman*

HONORABLE JESSE CHOPER, *Member*

HONORABLE BO DEREK, *Member*

HONORABLE RICHARD A. ROSENBERG, *Member*

HONORABLE DAVID ISRAEL, *Vice Chairman*

HONORABLE JOHN C. HARRIS, *Member*

HONORABLE JEROME S. MOSS, *Member*

KIRK BREED, *Executive Director*

RICHARD BON SMITH, *Asst. Executive Director*

General Information

Location—In the City of Del Mar, California, on the 350-acre Del Mar Fairgrounds 20 miles north of San Diego and 100 miles south of Los Angeles, next to Interstate 5, just a “good chip shot from the Pacific Ocean.”

Climate—Ideal in every aspect, comfortably balmy and in the hub of one of California’s most popular summer resort areas.

Accessibility—North and south approaches are via Interstate 5 freeway. From the northeast, via Interstate 15. From the east via Hwys. 78 and 56. Scheduled airline service to San Diego International Airport. Amtrak and Coaster trains to Solana Beach Station. (Free shuttle buses meet all trains.)

Seating Capacity—14,304. Stretch Run—8,755; Clubhouse—2,655; Turf Club—2,344; Skyrooms, 550.

Parking—Space for 10,000 cars. General parking \$10 (Book of 10–\$50); Valet \$20; Early Bird \$10.

Admission Prices—Stretch Run and infield admission, \$6 (Opening Day \$10). Active duty military free any day with I.D. Children 17 and under

admitted free; must be accompanied by parent or guardian. Clubhouse admission, \$10 (Opening Day \$20). Reserved seats \$5 – Wednesday, Thursday; \$8 – Friday; \$10 – Saturday, Sunday & Labor Day; \$15 – Opening Day/Pacific Classic Day. Free official program (\$2 value) included with all admissions.

Post Time—2:00 p.m. daily with the following exceptions: “Four O’Clock Fridays” 4:00 p.m., all Fridays; 1:00 p.m. Pacific Classic Day, Sunday, August 28. Racing five days per week, Wednesday through Sunday, closed Monday and Tuesday, with the exception of Labor Day.

Stable Area Capacity—Stalls for 2,100 Thoroughbreds, plus feed rooms, tack rooms and living quarters.

Security—Security Office located in Mission Tower building adjacent to far western end of the grandstand. Lost and Found Department located in same office.

Del Mar Thoroughbred Club Officers & Directors



**ROBERT S. STRAUSS,
Chairman of the Board**

Former Chairman of Democratic National Committee, 1973-76...Member of Cabinet of President Jimmy Carter as Special Trade Representative...Personal Representative of President Carter to Middle East Peace Negotiations...Awarded Presidential Medal of Freedom, nation's highest civilian award, in 1981...Appointed by President George H.W. Bush as U.S.

Ambassador to Soviet Union and then Russia...Founded international law firm which became Akin, Gump, Strauss, Hauer and Feld...Director, numerous corporate boards...Graduate, University of Texas...Noted lecturer...Assumed chairmanship of DMTC board in 2002.



**JOE HARPER, C.E.O.,
President, General
Manager, Director**

Joined Del Mar Thoroughbred Club in 1977...Executive Vice President, Oak Tree Racing Association, 1971-77...Member, The Jockey Club...Past President, Member of Board of Directors, Federation of California Racing Associations...Past President, Director Thoroughbred Racing Association...

Chairman, Advisory Board Center for Equine Health, University of California, Davis...Member, Advisory Board, University of Arizona Race Track Industry Program...Director, Grayson-Jockey Club Research Foundation...Chairman, Winner's Foundation...Member: Board of Directors, San Dieguito Boys and Girls Club...Trustee, Cecil B. deMille Foundation.



**DAVID H. BATCHELDER,
Director**

One of three new directors to join DMTC in 2008...Founder and principal of Relational Investors LLC, a \$7-billion investment fund that specializes in strategic block investments...Has served as chairman of one public company and a director of 10 others, many of them listed among the Fortune 500 during his service...He is currently a director of Intuit Inc...Previously president and COO of

Mesa Petroleum Company and an executive with Deloitte & Touche LLP...He is a graduate of Oklahoma State University...A long-time Del Mar Turf Club member and a racing fan who says he is delighted to be part of the DMTC team.



**ROLLIN W. BAUGH,
Director**

A bloodstock specialist with extensive contacts throughout the racing world...President of Baugh International, a brokerage firm with offices in California and Kentucky that specializes in the sale and management of racing and breeding stock in addition to equine insurance...Member, The Jockey Club...Former trustee of the Thoroughbred Owners and Breeders' Association...Board member of the Kirk

Horse Insurance Company.



**JAMES R. BUELL, V.M.D.,
Director**

Owns Rancho Jonata, a horse, beef cattle and farming enterprise in Buellton, CA...Owns and personally manages large-scale beef production and farming enterprise in north central Nevada...Private entrepreneur and investor.



JON S. KELLY, Director

Attended UC Berkeley...One of the founders of Kelly Broadcasting Company, which owned and operated TV stations in Sacramento and Seattle...Founded and operates a Northern California real estate development company...In 1973 founded River City Bank in Sacramento...Involved in many community and civic activities...Been a racing fan since his teenage years and a horse owner since the early 1960s...

Purchased Tres Palomas farm in Rancho Santa Fe in 1998 and went full tilt into the Thoroughbred business...Currently owns approximately 50 horses, including 15 mares...Best horses raced to date: Borrego, now a stallion in Kentucky and the 2005 winner of Del Mar's \$1-million Pacific Classic, and Vacare, winner of Del Mar's Grade II Palomar Handicap in 2008...His trainers include Christophe Clement, Michael Matz and Paddy Gallagher.

Del Mar Thoroughbred Club Officers & Directors



**J. TERRENCE LANNI,
Director**

Retired Chairman of the Board and C.E.O. of MGM MIRAGE, the entertainment, hotel and gaming giant headquartered in Las Vegas... Was President, C.O.O. and a member of the Board of Directors of Caesars World, Inc... Served as Treasurer for the national conglomerate Republic Corporation, which was based in California... The Los Angeles native is a gradu-

ate of the University of Southern California... Inducted into the Gaming Hall of Fame... Member of the Board of Trustees of The Ronald Reagan Presidential Foundation... Serves on USC's board for its Keck School of Medicine... Member of the Board of Trustees of Santa Clara University... Horse owner who has enjoyed success on the highest levels with top-class runners such as Ladies Din, Silic, Shining Energy and Sinister Minister.



**WARNER C. LUSARDI,
Director**


Born in San Diego... Founder of Lusardi Construction Company in 1958... Graduate of University of California, Berkeley... U.S. Navy Civil Engineer Corps... Licensed General Engineering and General Building Contractor... Registered Civil Engineer... Member of the Defense Orientation Conference Association.



MARIE MORETTI, Director

Served as a commissioner on the California Horse Racing Board for eight years... Served five California governors during her extensive public service career... In the private sector she was an executive with the public affairs firm Goddard Claussen/Porter Novelli and the public relations firm Stoorza, Ziegau, Metzger & Hunt... Non-profit and volunteer projects are the focus of much of her energies currently... She is a

graduate of Pitzer College in Claremont, CA, and the UCLA Anderson School of Business Executive Program... Was first introduced to horse racing by legendary jockey Bill Shoemaker and helped plan and market his international retirement tour dubbed "The Legend's Last Ride."



MARTIN WYGOD, Director

Involved with racing since his teenage years... A health-care entrepreneur, he was founder of Medco Containment Services, which was sold in 1993 to pharmaceutical giant Merck & Company... Chairman of the Board of Directors of WebMD Health Corp, the leading provider of health information services, serving consumers, physicians, healthcare professionals, employers and health plans through their public and private online portals and

health-focused publications... Moved to California from New Jersey in 1995 so he and his wife, Pam, could be more closely associated with their racing interests... TOBA trustee and a member of The Jockey Club since 1996... Owns approximately 70 broodmares and about 40 horses in training... Breeder/owner of 2-year-old juvenile filly champion Sweet Catomine—2004 Breeders' Cup and Eclipse Award winner... Breeder/owner of Life is Sweet—2009 BC Ladies Classic winner... Breeder/owner of Sweet Life—honored as Broodmare of the Year by the Kentucky Thoroughbred Owners and Breeders for 2009... Leading California breeder in 2006, 2007 and 2008... Past and current trainers include the late V. J. (Lefty) Nickerson, Bill Mott, John Shirreffs, Clifford Sise, Jr. and Jimmy Jerkens.

Administrative Staff



Michael Ernst
*Executive Vice President, Finance and
Chief Financial Officer*

Thomas S. Robbins
*Executive Vice President, Racing and
Industry Relations/Racing Secretary*

Craig Dado
*Senior Vice President,
Marketing*

Josh Rubinstein
*Senior Vice President,
Development*



Ann Hall
*Vice President, Human
Resources and Ticketing*

Tim Read
*Vice President, Operations/
Collective Bargaining*

Robert Sanchez
Vice President, Plant

Lynn Wright
*Vice President and
Controller*



Chris Bahr
*Promotions
Manager*

Nancy Bonforte
Director of Turf Club

Bridget Crawford
Paymaster

Leon Davis
Janitorial Supervisor

Kim Jacobson
*Director of
Risk Management*

Jacquelyn King
Director of Group Sales



C.P. (Mac) McBride
Director of Media

Walker McBride
*Broadcasting and
Development Manager*

William Navarro
Director of Mutuels

Paul Porter
Director of Simulcasting



Liz Robertson
*Director of Information
Systems/Retail Operations*

Mary Shepardson
Director of Publications

Dan Smith
Senior Media Coordinator

Bill Sullivan
Director of Security

CHAMPIONS OF DEL MAR/MEDIA POLL

HORSE OF THE MEETING

2010 – Zenyatta*	2001 – Skimming	1992 – Navarone	1983 – Althea*
2009 – Zensational	2000 – Skimming	1991 – Best Pal	1982 – Muttering
2008 – Go Between	1999 – General Challenge	1990 – Best Pal	1981 – Wickerr
2007 – After Market	1998 – Ladies Din	1989 – On The Line	1980 – Go West Young Man
2006 – Lava Man	1997 – Gentlemen	1988 – Precisionist	1979 – Relaunch
2005 – Willow O Wisp	1996 – Dare And Go	1987 – Lost Kitty	1978 – Flying Paster
2004 – Blackdown	1995 – Tinnors Way	1986 – Al Mamoon	1977 – Ancient Title
2003 – Candy Ride	1994 – Call Now	1985 – Barberstown	1976 – Visible
2002 – Came Home	1993 – Sardula	1984 – Princess Rooney*	

OLDER • OLDER FILLY OR MARE

2010 – Richard's Kid—Zenyatta*	2001 – Skimming—Tranquility Lake	1991 – Twilight Agenda— Campagnarde	1983 – Bates Motel*—Sangue
2009 – Richard's Kid—Zenyatta*	2000 – Skimming—Riboletta*	1990 – Quiet American—Bayakoa*	1982 – Wickerr—Honey Fox
2008 – Go Between—Zenyatta*	1999 – Mazel Trick—Tuzla	1989 – On The Line—Goodbye Halo	1981 – Wickerr—Queen to Conquer
2007 – After Market/Student Council— Precious Kitten	1998 – Free House—Sharp Cat	1988 – Precisionist—Annoconnor	1980 – Go West Young Man—Queen to Conquer
2006 – Lava Man—Healthy Addiction	1997 – Gentlemen—Radu Cool	1987 – Ferdinand—Infinidad	1979 – Ardiente—Country Queen
2005 – Borrego—Intercontinental*	1996 – Dare And Go—Matiara	1986 – Al Mamoon—Auspiciante	1978 – Palton—Drama Critic
2004 – Pleasantly Perfect—Musical Chimes	1995 – Tinnors Way—Possibly Perfect*	1985 – Barberstown—Dontstop Themusic	1977 – Ancient Title—Dancing Femme
2003 – Candy Ride—Azeri*	1994 – Tinnors Way—Flawlessly	1984 – Princess Rooney*—Princess Rooney*	1976 – Riot in Paris—Vagabonda
2002 – Disturbingthepeace—Azeri*	1993 – Bertrando—Flawlessly*		
	1992 – Navarone—Flawlessly*		

3-YEAR-OLD • 3-YEAR-OLD FILLY

2010 – Twirling Candy—Evening Jewel	2001 – Romanceishope—Golden Apples	1994 – Ocean Crest—Twice the Vice	1984 – Precisionist—Moment to Buy
2009 – Zensational—Internally Flawless	2000 – Walkslikeaduck—No Matter What	1993 – Guide—Hollywood Wildcat*	1983 – Tanks Brigade—Heartlight No. One*
2008 – Madeo—Lethal Heat	1999 – General Challenge—Tout Charmant	1992 – Daros—Suivi	1982 – Give Me Strength—Castilla
2007 – Medici Code—Rutherieenne	1998 – Ladies Din—Sicy D'Alsace	1991 – Best Pal—Flawlessly	1981 – Juan Barrera—French Charmer
2006 – Get Funky—Arravale	1997 – Anet—Famous Digger	1990 – Tight Spot—Slew Of Pearls	1980 – Exploded—Movin' Money
2005 – Willow O Wisp—Singhalese	1996 – Ambivalent/Rainbow Blues— Antespend	1989 – Hawkster—Stylish Star	1979 – Relaunch—Our Suiti Pie
2004 – Blackdown—Amorama	1995 – Da Hoss—Bail Out Becky	1988 – Silver Circus—No Review	1978 – Misrepresentation—Country Queen
2003 – Fairly Ransom—Dessert		1987 – Deputy Governor—Lizzy Hare	1977 – Text—Taisez Vous
2002 – Came Home—Dublino		1986 – Vernon Castle—Hidden Light Dancer	1976 – Montespan—Go March
		1985 – First Norman—Savannah	

2-YEAR-OLD • 2-YEAR-OLD FILLY

2010 – J P's Gusto—Tell A Kelly	2002 – Iccoldbeeratreds—Miss Houdini	1993 – Winning Pact—Sardula	1984 – Saratoga Six—Full O Wisdom
2009 – Lookin at Lucky*—Mi Sueño	2001 – Officer—Habibti	1992 – River Special—Beal Street Blues	1983 – Althea*—Althea*
2008 – Midshipman*—Stardom Bound*	2000 – Flame Thrower—Cindy's Hero	1991 – Bertrando—La Spia	1982 – Roving Boy*—Landaluce*
2007 – Georgie Boy—Set Play	1999 – Forest Camp—Chilukki*	1990 – Best Pal—Beyond Perfection	1981 – Gato del Sol—Skillful Joy
2006 – Horse Greeley—Point Ashley	1998 – Worldly Manner—Excellent Meeting	1989 – Drag Race—Rue de Palm	1980 – Bold and Gold—Raja's Delight
2005 – Stevie Wonderboy*—Wild Fit	1997 – Souvenir Copy—Vivid Angel	1988 – Music Merci—Lea Lucinda	1979 – The Carpenter—Table Hands
2004 – Declan's Moon*—Sweet Catomine*	1996 – Silver Charm—Sharp Cat	1987 – Lost Kitty—Lost Kitty	1978 – Flying Paster—Terlingua
2003 – Siphonizer—Halfbridled*	1995 – Future Quest—Batroyale	1986 – Qualify—Brave Raj*	1977 – Go West Young Man— Extravagant
	1994 – On Target—Call Now	1985 – Tasso*—Arewehavingfunyet	1976 – Telferner—Telferner

GRASS

2010 – The Usual Q.T.	1992 – Navarone
2009 – Spring House	1991 – Tight Spot*
2008 – Whatsthescript	1990 – Live The Dream
2007 – After Market	1989 – Payant
2006 – Aragorn	1988 – Sword Dance
2005 – Sweet Return/Willow O Wisp	1987 – Sharrood
2004 – Blackdown	1986 – Al Mamoon
2003 – Special Ring	1985 – Tsunami Slew
2002 – Inesperado	1984 – Tsunami Slew
2001 – Redattore	1983 – Prince Spellbound
2000 – Ladies Din	1982 – Wickerr
1999 – Joe Who	1981 – Wickerr
1998 – Bonapartiste	1980 – Go West Young Man
1997 – Rainbow Dancer	1979 – Relaunch & Good Lord
1996 – Fastness	1978 – Effervescing
1995 – Fastness	1977 – Dancing Femme
1994 – Navarone	1976 – Silver Saber
1993 – Luazur	

SPRINTER

2010 – El Brujo	1992 – Thirty Slews
2009 – Zensational	1991 – Bruho
2008 – Street Boss	1990 – Sensational Star
2007 – Greg's Gold	1989 – Olympic Native
2006 – Siren Lure	1988 – Olympic Prospect
2005 – Greg's Gold	1987 – Zany Tactics
2004 – Kela	1986 – Bold Brawley
2003 – Beau's Town	1985 – Take My Picture
2002 – Disturbingthepeace	1984 – Night Mover
2001 – Kona Gold	1983 – Chinook Pass*
2000 – Kona Gold*	1982 – Muttering
1999 – Christmas Boy	1981 – Syncopate
1998 – Son of a Pistol	1980 – Reb's Golden Ale
1997 – Lakota Brave	1979 – Syncopate
1996 – Alphabet Soup	1978 – Bad 'n Big
1995 – Lit De Justice	1977 – Cherry River
1994 – D'hallevant	1976 – Cherry River
1993 – The Wicked North	

*Indicates Eclipse Award winner that year.

Del Mar's All-Time Leaders



Bill Shoemaker
Seven Riding Titles



Farrell Jones
Eleven Training Titles



Golden Eagle Farm
(Betty & John Mabee)
Six Owner Titles

Leading Riders, Trainers & Owners

Year	Rider/Wins	Trainer/Wins	Owner	Earnings
2010	Joel Rosario (57)	Doug O'Neill (31)	Zabeel Racing Int. Corp.	\$615,000
2009	Joel Rosario (56)	John Sadler (31)	Arnold Zetcher	\$693,640
2008	Rafael Bejarano (45)	John Sadler (31)	†Barber & Barber	\$633,700
2007	Michael Baze (50)	Doug O'Neill (23)	Millennium Farms	\$600,400
2006	Victor Espinoza (64)	Doug O'Neill (19)	STD Racing Stable & Wood	\$611,100
2005	Victor Espinoza (53)	Jeff Mullins (23)	Jon Kelly, Brad Scott, Raleigh Rawls, Dennis Foster, C. Beau Greely	\$600,000
2004	Corey Nakatani (54)	Doug O'Neill (28)	Diamond A Racing Corp.	\$691,280
2003	Patrick Valenzuela (52)	Bob Baffert (23)	Sid & Jenny Craig	\$830,698
2002	Patrick Valenzuela (46)	Bob Baffert (30)	The Thoroughbred Corp.	\$610,589
2001	Alex Solis (36)	Bob Baffert (29)	Juddmonte Farms	\$1,150,954
2000	Victor Espinoza (51)	Bob Baffert (32)	Juddmonte Farms	\$950,607
1999	David Flores (38)	Bob Baffert (27)	Golden Eagle Farm	\$841,200
1998	Corey Nakatani (44)	Bob Baffert (18)	Golden Eagle Farm	\$852,210
1997	Kent Desormeaux (40)	Bob Baffert (27)	Golden Eagle Farm	\$816,634
1996	Alex Solis (44)	Mike Mitchell (17)	La Presle Farm	\$632,500
1995	Chris McCarron (48)	Mike Mitchell (19)	Juddmonte Farms	\$799,225
1994	Corey Nakatani (51)	Bill Spawr (19)	Juddmonte Farms	\$675,950
1993	Kent Desormeaux (67)	Gary Jones (18)	Golden Eagle Farm	\$560,200
1992	Kent Desormeaux (68)	R.B. Hess, Jr. (22)	Peter Wall	\$559,375
1991	Patrick Valenzuela (53)	R. B. Hess, Jr. (18)	Golden Eagle Farm	\$859,564
1990	Patrick Valenzuela (57)	D. Wayne Lukas (14)	Golden Eagle Farm	\$644,034
		Richard Mandella (14)		
		Bill Spawr (14)		
1989	Eddie Delahoussaye (44)	Ronald McAnally (17)	Jan, Mace & Samantha Siegel	\$283,890
1988	Gary Stevens (55)	D. Wayne Lukas (22)	Fred W. Hooper	\$300,275
1987	Gary Stevens (59)	D. Wayne Lukas (15)	E. V. Klein & D. Wayne Lukas	\$327,900
1986	Patrick Valenzuela (55)	Henry Moreno (13)	Allen Paulson	\$408,250
1985	Laffit Pincay, Jr. (52)	John Gosden (15)	Allen Paulson	\$205,625
1984	Chris McCarron (64)	Mike Mitchell (17)	Klein, French, Hatley, Eaton, Lyon & Lukas	\$205,090
1983	Chris McCarron (63)	Mike Mitchell (21)	Aykroyd, Groves & Alexander	\$275,055
1982	Laffit Pincay, Jr. (58)	D. Wayne Lukas (17)	R. E. Hibbert	\$244,245
		Mike Mitchell (17)		
1981	Chris McCarron (55)	Mike Mitchell (13)	Edmund Gann	\$202,800
1980	Chris McCarron (65)	Ronald McAnally (14)	Ted Rexius	\$179,480
1979	Laffit Pincay, Jr. (76)	Gary Jones (23)	Glen Hill Farm	\$143,900
1978	Darrel McHargue (68)	Robert Frankel (20)	Elmendorf	\$235,550
1977	Laffit Pincay, Jr. (51)	Robert Frankel (16)	Elmendorf	\$144,015
1976	Laffit Pincay, Jr. (86)	Robert Frankel (19)	Elmendorf	\$129,325
1975	Darrel McHargue (54)	Robert Frankel (22)	Elmendorf	\$122,140
1974	Jorge Tejeira (56)	F. W. Jones (26)	Elmendorf	\$137,490
1973	*Steve Valdez (61)	Robert Frankel (21)	Marion Frankel	\$121,315
1972	*John Ramirez (36)	Charles Whittingham (16)	Mr. & Mrs. E. B. Johnston	\$97,270
1971	Howard Grant (55)	F. W. Jones (24)	Mr. & Mrs. E. B. Johnston	\$79,175
1970	William Shoemaker (55)	F. W. Jones (20)	Clement L. Hirsch	\$86,837
1969	*Rudy Rosales (65)	F. W. Jones (23)	Alan Magerman	\$69,980
1968	Alvaro Pineda (48)	Riley Cofer (15)	Mr. & Mrs. Vincent Kanowsky	\$65,230
1967	Jerry Lambert (61)	M. E. Millerick (23)	Frank McMahon	\$107,770
1966	Donald Pierce (47)	F. W. Jones (22)	Louis Rowan	\$87,478
1965	William Hartack (45)	F. W. Jones (20)	Louis Rowan	\$83,935
1964	Ray York (51)	F. W. Jones (21)	Poltex Stable	\$72,114
1963	*Miguel Yanez (59)	F. W. Jones (35)	J. K. Houssels	\$68,152
1962	Ray York (43)	F. W. Jones (26)	C. V. Whitney	\$70,735
1961	Robert Mundorf (45)	F. W. Jones (25)	Mr. & Mrs. Fred Turner, Jr.	\$72,550
1960	Peter Moreno (48)	F. W. Jones (23)	Middle Ranch	\$62,880
1959	Ismael Valenzuela (56)	John M. Leavitt (13)	Mr. and Mrs. E. B. Johnston	\$59,635
1958	John Longden (46)	Dale Landers (17)	Mr. and Mrs. Fred Turner, Jr.	\$56,915
1957	Ray York (54)	Dale Landers (15)	Jelks and McBean	\$41,430
1956	John Longden (73)	Reginald Cornell (21)	Ross & Klipstein	\$47,975
1955	George Taniguchi (47)	Reginald Cornell (19)	Wilson, deBenedetti, O'Shea & Roberts	\$42,075
1954	William Shoemaker (94)	R. H. McDaniel (47)	Rex C. Ellsworth	\$40,305
1953	William Shoemaker (74)	R. H. McDaniel (36)	Mrs. John D. Hertz	\$50,300
1952	William Shoemaker (56)	R. H. McDaniel (32)	Calumet Farm	\$52,225
1951	William Shoemaker (46)	R. H. McDaniel (32)	Mr. and Mrs. Harry James	\$30,750
1950	John Longden (60)	R. H. McDaniel (31)	Mr. and Mrs. C. L. Hirsch	\$25,225
	William Shoemaker (60)			
1949	*William Shoemaker (52)	William Molter (24)	William Goetz	\$37,470
1948	Jimmy Nichols (29)	William Molter (25)	Frank Frankel	\$37,601
1947	Carroll Bierman (39)	William Molter (13)	E. B. Johnston	\$18,840
1946	Ralph Neves (47)	William Molter (13)	A. E. Silver	\$15,375
1945	Jack Westrope (43)	Robert Tilden (17)	Sunland Stable	\$20,495
1941	Ferril Zufelt (48)	F. J. Baker (13)	R. C. Stable	\$14,575
		Mozier Helm (13)		
1940	Eugene Rodriguez (38)	William Alvarado (8)	A. G. Tarn	\$4,350
1939	Ralph Neves (26)	Graceton Philpot (9)	Circle S. Stable	\$7,060
1938	Alan Gray (24)	Eual Wyatt (12)	C. S. Howard	\$29,275 **
1937	Tim Sena (35)	Cecil Wilhelm (12)	Anthony Puccinelli	\$5,775


* Apprentice ** Includes \$25,000 winner-take-all purse won by C. S. Howard's Seabiscuit in match race with Binglin Stock Farm's Ligaroti on Aug. 12, 1938.

† Besides being top owner for money won, Gary and Cecil Barber also won 14 races, most ever in a Del Mar season.

Leaders in 2010

Jockeys

Jockey	Mts.	1st	2nd	3rd	Win %	Purses
Joel Rosario.....	259	57	40	49	22%	\$3,059,923
Rafael Bejarano.....	244	56	53	27	23%	\$2,581,936
Patrick Valenzuela.....	205	29	29	26	14%	\$1,500,872
Martin Garcia.....	197	24	30	31	12%	\$1,245,045
Victor Espinoza.....	218	23	33	35	11%	\$1,794,850
David Flores.....	166	18	18	13	11%	\$788,569
Martin Pedroza.....	162	13	20	24	8%	\$682,367
Christian Santiago Reyes.....	113	13	14	13	12%	\$577,843
Alonso Quinonez.....	134	13	10	21	10%	\$809,570
Corey Nakatani.....	126	12	14	14	10%	\$851,505
Mike Smith.....	111	12	12	11	11%	\$1,648,859
Joseph Talamo.....	66	12	8	8	18%	\$590,190
Brice Blanc.....	92	10	6	7	11%	\$541,639



Joel Rosario



Doug O'Neill

Trainers

Trainer	Sts.	1st	2nd	3rd	Win %	Purses
Doug F. O'Neill.....	136	31	23	18	23%	\$1,230,464
John W. Sadler.....	104	22	20	17	21%	\$1,278,459
Bob Baffert.....	91	16	16	16	18%	\$1,642,353
Mike R. Mitchell.....	84	16	15	11	19%	\$633,926
Jerry Hollendorfer.....	73	13	13	8	18%	\$918,997
Peter Miller.....	59	10	9	3	17%	\$278,860
Mike Puype.....	39	10	6	5	26%	\$372,440
Carla Gaines.....	34	10	1	5	29%	\$377,184
Jack Carava.....	42	8	8	7	19%	\$290,132
Vladimir Cerin.....	31	8	2	7	26%	\$234,938
J. Eric Kruljac.....	20	7	2	1	35%	\$250,464
James M. Cassidy.....	28	6	6	2	21%	\$666,515
Craig Dollase.....	21	6	3	1	29%	\$257,170
Robert Troeger.....	22	6	2	2	27%	\$243,149

Owners

Owner	Purses
Zabeel Racing Int. Corp.....	\$615,000
Arnold Zetcher, LLC.....	\$373,140
The Craig Family Trust.....	\$370,140
Braly Family Trust.....	\$297,040
La Canada Stables, LLC.....	\$290,132
Ike & Dawn Thrash.....	\$272,240
Spendthrift Farm, LLC.....	\$253,140
Carver or Halo Farms or Todaro, Et Al.....	\$240,000
Gem, Inc.....	\$240,000
Mr. & Mrs. J. S. Moss.....	\$235,046



Sheikh Rashid bin Mohammed al Maktoum

Record Names & Numbers

PARI-MUTUEL HANDLE

On-Track, ITW & Out-of-State

Total One Season—\$608,916,117 (2005—43 days)
Daily Average—\$14,160,840 (2005—43 days)
Single Day—\$24,667,351 (Sunday, August 19, 2007)
Single Day Last Season—\$21,194,987 (Saturday, September 4)
Single Weekday (non-holiday)—\$16,392,168 (Wednesday, September 8, 2004)
Daily Double Pool—\$514,005 (Sunday, July 29, 1990)
\$2 Exacta Pool—\$2,159,826 (6th, Saturday, August 10, 1996)
\$2 Quinella Pool—\$241,354 (6th, Saturday, August 10, 1996)
Pick Three Pool—\$589,438 (Monday, September 5, 1988)
Trifecta Pool—\$660,920 (Sunday, August 21, 2005)
Pick Six Pool—\$6,656,591 (Saturday, September 4, 2010)
Cumulative Pick Six Carry-over Pool—\$1,597,470 (to Saturday, September 4, 2010—three-day carryover)
Single Day Pick Six Betting Amount—\$5,063,436 (Wednesday, September 5, 2007—closing day)
Super High Five Pool—\$511,681 (Friday, August 8, 2008)
Super High Five Carryover Pool—\$155,430 (Thursday, August 24, 2008—two-day carryover)
Pick Four Pool—\$960,755 (Sunday, August 1, 2004)
Place Pick All Pool—\$64,780 (Saturday, August 2, 2003)
Superfecta Pool—\$396,166 (Sunday, August 19, 2007)
Single Race Pool (Win-Place-Show)—\$3,029,094 (6th, Saturday, August 10, 1996)

ATTENDANCE

On-Track & ITW

Total One Season—1,549,200 (1990—43 days)
Daily Average—37,554 (1990—43 days)
Single Day—75,201 (Saturday, August 10, 1996)
Single Day Last Season—54,382 (Saturday, August 21)
Single Weekday (non-holiday)—52,107 (Wednesday, July 21, 2010)

On-Track

Total One Season—846,495 (1987—43 days)
Daily Average—19,776 (1985—42 days)
Single Day—45,309 (Wednesday, July 21, 2010)
Single Day Last Season—45,309 (Wednesday, July 21)
Single Weekday (non-holiday)—44,907 (Wednesday, July 22, 2009)

ITW

Total One Season—876,595 (1992—43 days, 18 satellites)
Daily Average—21,048 (1990—43 days, 13 satellites)
Single Day—31,020 (Saturday, August 10, 1996)
Single Day Last Season—12,758 (Saturday, September 4)
Single Weekday (non-holiday)—26,482 (Wednesday, September 11, 1991)

Highest Single-Day Handle

- 1—\$24,667,351 (Sunday, Aug. 19, 2007)
- 2—\$24,004,733 (Sunday, Aug. 21, 2005)
- 3—\$23,521,813 (Sunday, Aug. 24, 2008)
- 4—\$22,857,782 (Saturday, Aug. 15, 1998)
- 5—\$22,711,519 (Sunday, Aug. 20, 2006)
- 6—\$22,535,682 (Wednesday, Sept. 5, 2007)
- 7—\$21,509,435 (Sunday, Aug. 25, 2002)
- 8—\$20,813,571 (Saturday, Aug. 10, 1996)
- 9—\$20,709,383 (Monday, Sept. 7, 1998)
- 10—\$20,542,752 (Saturday, July 26, 2008)

Highest Out-of-State Handle

- 1—\$10,816,986 (Sunday, Aug. 24, 2008)
- 2—\$10,389,380 (Saturday Sept. 4, 2010)
- 3—\$10,001,184 (Sunday, Aug. 21, 2005)
- 4—\$9,931,370 (Wednesday, Sept. 5, 2007)
- 5—\$9,710,483 (Sunday, Aug. 19, 2007)

Highest On-Track Handle

- 1—\$5,657,840 (Saturday, Aug. 15, 1987)
- 2—\$5,535,827 (Wednesday, Sept. 16, 1987)
- 3—\$5,454,382 (Saturday, Sept. 5, 1987)
- 4—\$5,449,010 (Saturday, Aug. 10, 1996)
- 5—\$5,292,192 (Sunday, Aug. 11, 1985)

On-Track

Total One Season—\$166,033,640 (1987—43 days)
Daily Average—\$3,861,247 (1987—43 days)
Single Day—\$5,657,840 (Saturday, August 15, 1987)
Single Day Last Season—\$3,935,983 (Saturday, August 7)
Single Weekday (non-holiday)—\$5,535,827 (Wednesday, September 16, 1987)

Off-Track in California

Total One Season—\$223,527,976 (2007—43 days—including ADW)
Daily Average—\$5,192,325 (2007—43 days—including ADW)
Single Day—\$8,814,662 (Sunday, August 21, 2005)
Single Day Last Season—\$7,555,618 (Saturday, September 4)
Single Weekday (non-holiday)—\$6,632,193 (Wednesday, September 14, 1994)

Out-Of-State (Commingled—including ADW)

Total One Season—\$265,267,100 (2005—43 days)
Daily Average—\$6,169,002 (2005—43 days)
Single Day—\$14,107,227 (Saturday, September 4, 2010)
Single Day Last Season—\$14,107,227 (Saturday, September 4)

Minus Show Pool

Largest—\$136,677.27 (August 10, 1996 – 6th race)
Largest Off Track—\$100,872.56 (August 5, 2001—3rd race, Santa Rosa)

Minus Place Pool

Largest—\$96,380 (August 10, 2003 – 8th race)

Pari-Mutuel Payouts

\$2 Win—\$263.40 (\$101.60 to place and \$40.20 to show) on Cipria—(Race 2) (September 1, 1955)
\$2 Win Last Season—\$143.00—Flemingstouchgold (Race 6) August 21
\$2 Daily Double—\$5,299.30—Party Suit to Bold Times (July 28, 1971)
\$2 Exacta—\$2,383—Royal Alloy to Espontaneo (Race 1) (August 7, 1987)
\$2 Quinella—\$1,374—Sir Nibbles to Cardiff O'Brien (Race 2) (July 28, 1997)
\$2 Pick Six—\$2,100,017—(August 1, 2004, 1 ticket, 6 wins)
\$2 Pick Six Consolation—\$218,977.40—(July 26, 2008, 2 tickets, 5 wins)
\$1 Pick Three—\$20,080.30—(Races 5-7) August 20, 2000
\$1 Trifecta—\$33,461.10—(10-3-2) (Race 2) August 8, 2010
\$1 Pick Four—\$200,000.70—(Races 7-10) July 26, 2008
\$1 Superfecta—\$133,013.40—(3-10-4-2) (Race 10) September 6, 1998
10¢ Superfecta—\$25,536.00—(10-3-2-6) (Race 2) August 8, 2010
\$1 Super High Five—\$437,893.40—(6-10-7-12-9) (Race 8) August 25, 2008
\$1 Place Pick All—\$43,602.40—(September 8, 2002, 1 ticket)

**TOTAL On-Track Attendance,
1937-2010**
39,945,239
**TOTAL Handle (all
sources), 1937-2010**
\$13,703,939,993

Highest ITW Handle

- 1—\$8,885,381 (Monday, Sept. 7, 1998)
- 2—\$8,536,300 (Sunday, Aug. 19, 2001)
- 3—\$8,363,819 (Saturday, Aug. 15, 1998)
- 4—\$7,917,670 (Sunday, Aug. 6, 2000)
- 5—\$7,889,524 (Monday, Sept. 6, 1999)

Highest ADW Handle

- 1—\$3,717,847 (Saturday, Sept. 4, 2010)
- 2—\$3,715,050 (Sunday, Aug. 24, 2008)
- 3—\$3,431,009 (Sunday, Sept. 6, 2009)
- 4—\$3,304,361 (Wednesday, Sept. 5, 2007)
- 5—\$3,208,984 (Sunday, Aug. 19, 2007)

Highest On-Track Attendance

- 1—45,309 (Wednesday, July 21, 2010)
- 2—44,907 (Wednesday, July 22, 2009)
- 3—44,181 (Saturday, Aug. 10, 1996)
- 4—43,834 (Saturday, Aug. 21, 2010)
- 5—43,459 (Wednesday, July 16, 2008)
- 6—42,842 (Wednesday, July 18, 2007)
- 7—42,549 (Sunday, Sept. 6, 2009)
- 8—42,005 (Wednesday, July 19, 2006)
- 9—40,682 (Wednesday, July 23, 2003)
- 10—40,046 (Wednesday, July 20, 2005)

Highest Single-Day Attendance (Combining On/ITW)

- 1—75,201 (Saturday, Aug. 10, 1996)
- 2—58,073 (Sunday, Aug. 13, 1995)
- 3—56,943 (Sunday, Sept. 2, 1990)
- 4—56,890 (Sunday, Aug. 25, 2002)
- 5—56,599 (Sunday, Sept. 6, 2009)

Highest ITW Attendance

- 1—31,020 (Saturday, Aug. 10, 1996)
- 2—30,940 (Saturday, Aug. 15, 1992)
- 3—30,700 (Monday, Sept. 3, 1990)
- 4—30,395 (Sunday, Sept. 2, 1990)
- 5—30,033 (Saturday, Aug. 20, 1994)

Record Names & Numbers

Opening Day Attendance (From 1970)

Wednesday, July 21, 2010.....52,107 45,309 (on track)—6,798 (off track)	Thursday, July 22, 1999.....41,284 28,410 (on track)—12,874 (off track)	Wednesday, July 27, 1988.....36,367 23,407 (on track)—12,960 (off track)
Wednesday, July 22, 2009.....51,705 44,907 (on track)—6,798 (off track)	Wednesday, July 22, 1998.....41,867 30,007 (on track)—11,860 (off track)	Wednesday, July 29, 1987.....29,856
Wednesday, July 16, 2008.....51,150 43,459 (on track)—7,691 (off track)	Wednesday, July 23, 1997.....41,438 28,463 (on track)—12,975 (off track)	Wednesday, July 23, 1986.....26,468
Wednesday, July 18, 2007.....50,974 42,842 (on track)—8,132 (off track)	Wednesday, July 24, 1996.....39,667 26,894 (on track)—12,773 (off track)	Wednesday, July 24, 1985.....26,609
Wednesday, July 19, 2006.....50,859 42,005 (on track)—8,854 (off track)	Wednesday, July 26, 1995.....41,898 28,466 (on track)—13,432 (off track)	Wednesday, July 25, 1984.....25,048
Wednesday, July 20, 2005.....49,229 40,046 (on track)—9,183 (off track)	Wednesday, July 27, 1994.....50,023 34,697 (on track)—15,326 (off track)	Wednesday, July 27, 1983.....25,062
Wednesday, July 21, 2004.....49,331 39,346 (on track)—9,985 (off track)	Wednesday, July 28, 1993.....43,239 27,577 (on track)—15,662 (off track)	Wednesday, July 21, 1982.....24,744
Wednesday, July 23, 2003.....51,577 40,682 (on track)—10,895 (off track)	Wednesday, July 29, 1992.....44,581 26,982 (on track)—17,599 (off track)	Wednesday, July 22, 1981.....26,762
Wednesday, July 24, 2002.....48,341 37,439 (on track)—10,902 (off track)	Wednesday, July 24, 1991.....45,203 26,144 (on track)—19,059 (off track)	Wednesday, July 23, 1980.....26,207
Wednesday, July 18, 2001.....44,373 33,526 (on track)—10,847 (off track)	Wednesday, July 25, 1990.....41,777 25,684 (on track)—16,093 (off track)	Wednesday, July 25, 1979.....23,482
Wednesday, July 26, 2000.....42,327 31,494 (on track)—10,833 (off track)	Wednesday, July 26, 1989.....37,645 24,040 (on track)—13,605 (off track)	Wednesday, July 26, 1978.....22,066
		Wednesday, July 27, 1977.....20,731
		Wednesday, July 28, 1976.....19,212
		Wednesday, July 23, 1975.....19,000
		Wednesday, July 24, 1974.....15,988
		Wednesday, July 25, 1973.....15,743
		Wednesday, July 27, 1972.....16,149
		Wednesday, July 28, 1971.....14,140
		Friday, July 24, 1970.....11,998

Opening Day by Date/Day of Week (1937-1969)

1969.....July 24.....Thursday	1959.....July 24.....Friday	1948.....July 27.....Tuesday
1968.....July 24.....Wednesday	1958.....July 23.....Wednesday	1947.....August 5.....Tuesday
1967.....July 25.....Tuesday	1957.....July 24.....Wednesday	1946.....August 6.....Tuesday
*October 4.....Wednesday	1956.....July 26.....Thursday	1945.....July 11.....Wednesday
1966.....July 26.....Tuesday	1955.....July 27.....Wednesday	1944, 1943, 1942—No racing—World War II
1965.....July 27.....Tuesday	1954.....July 27.....Tuesday	1941.....August 1.....Friday
1964.....July 28.....Tuesday	1953.....July 25.....Saturday	1940.....August 7.....Wednesday
1963.....July 24.....Wednesday	1952.....July 22.....Tuesday	1939.....August 2.....Wednesday
1962.....July 24.....Tuesday	1951.....July 24.....Tuesday	1938.....August 1.....Monday
1961.....July 24.....Monday	1950.....July 25.....Tuesday	1937.....July 3.....Saturday
1960.....July 27.....Wednesday	1949.....July 26.....Tuesday	* Special 20-day fall meeting

Jockeys With Most Del Mar Wins

Number of seasons in parentheses

1. Laffit Pincay, Jr. 1,011 (27)
2. Bill Shoemaker..... 889 (26)
3. Chris McCarron..... 849 (24)
4. Patrick Valenzuela 732 (21)
5. Eddie Delahoussaye 700 (24)
6. Alex Solis..... 676 (26)
7. Corey Nakatani..... 614 (23)
8. Gary Stevens..... 563 (19)
9. Kent Desormeaux 544 (18)
10. Ralph Neves..... 537 (19)
11. John Longden 488 (16)
12. Fernando Toro 465 (20)

Jockeys With Most Del Mar Stakes Wins

1. Chris McCarron..... 134
2. Corey Nakatani..... 96
3. (T) Laffit Pincay, Jr..... 95
(T) Alex Solis..... 95
5. (T) Bill Shoemaker 94
(T) Eddie Delahoussaye..... 94
7. Gary Stevens..... 79
8. Victor Espinoza 69
9. Patrick Valenzuela 63
10. Kent Desormeaux..... 62
11. Donald Pierce..... 54
12. David Flores 47

Trainers With Most Del Mar Wins

Number of seasons in parentheses

1. Ron McAnally 434 (51)
2. Mike Mitchell..... 429 (34)
3. Farrell Jones..... 374 (22)
4. Bob Baffert..... 359 (22)
5. Robert Frankel..... 349 (37)
6. Mel Stute..... 292 (56)
7. Charles Whittingham..... 281 (41)
8. M.E. (Buster) Millerick.... 274 (41)
9. Warren Stute 271 (55)
10. Jerry Fanning..... 267 (48)
11. Richard Mandella 256 (35)
12. Noble Threewitt..... 254 (60)

Trainers With Most Del Mar Stakes Wins

1. Bob Baffert..... 90
2. Charles Whittingham 74
3. Ron McAnally..... 73
4. Robert Frankel..... 70
5. (T) D. Wayne Lukas..... 48
(T) Richard Mandella..... 48
7. Julio Canani..... 40
8. (T) Neil Drysdale 37
(T) John Sadler 37
10. A.T. (Tommy) Doyle..... 33
11. (T) Mel Stute 26
(T) David Hofmans 26

Jockeys

Wins (All-Time)—1,011—Laffit Pincay, Jr. (27 seasons)
Wins (One Season)—94—William Shoemaker (1954—41 days)
Wins (One Season, Apprentice)—65—Rudy Rosales (1969—42 days)
Stakes (All-Time)—134—Chris McCarron (24 seasons)
Stakes (One Season)—12—Laffit Pincay, Jr. (1976); Chris McCarron (1995); Gary Stevens (1997); Corey Nakatani (1998)
Wins (One Day)—7 for 10—Victor Espinoza (September 4, 2006)—6 for 8—William Shoemaker (September 4, 1954); Laffit Pincay, Jr., twice (July 28, 1976 and July 29, 1978); 6 for 9—Rudy Rosales (September 6, 1969)
Wins (Consecutive)—7—Victor Espinoza (10th Sunday, September 3, 2006; 1st thru 6th, Monday, September 4, 2006); William Shoemaker (4th thru 9th, Saturday, September 4, 1954; no racing Sunday; 1st, Monday, September 6, 1954)

Trainers

Wins (All-Time)—434—Ron McAnally (51 seasons)
Wins (One Season)—47—R. H. (Red) McDaniel (1954—41 days)
Wins (One Day)—4—R.H. (Red) McDaniel, twice (September 4, 1954 and September 6, 1954); Farrell W. Jones (August 13, 1963); Ron McAnally (August 20, 1989); Jack Van Berg (August 3, 1995); John Sadler (August 29, 2009)
Stakes (All-Time)—90—Bob Baffert (22 seasons)
Stakes (One Season)—13—Bob Baffert (2000)

Horses

Stakes (All-Time)—5) Flawlessly, How Now; 4) Best Pal, Blue Reading, Go West Young Man, High Strike, Kissin' George, Native Diver, Prevaricator, Sarafan, Skimming, Track Gal, Wickerr

Purses

Total One Season—\$25,473,453 (2005—43 days)
Daily Average—\$592,406 (2005—43 days)
Highest One Day—\$2,299,857 (August 19, 2007)

Claims

Number of Horses—348 (2005)

Amount—\$10,383,000 (2005)